


M12 / DIN Valve-Splitters, Double-Ended, IEC Color Code

ASB 2-VAD 1 A | ASB 2-VBD 1A


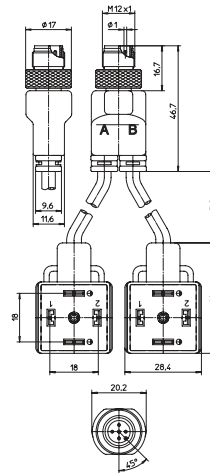


M12-Duo-Male - 2xDIN Valve

Actuator cordset, double-ended, M12 Duo male connector with self-locking threaded joint and two valve connectors according to

– DIN EN 175301-803, form A –

ASB 2-VAD 1A

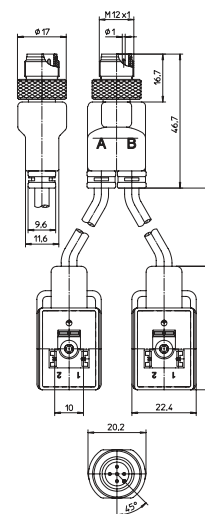


M12-Duo-Male - 2xDIN Valve

Actuator cordset, double-ended, M12 Duo male connector with self-locking threaded joint and two valve connectors according to

– DIN EN 175301-803, form B –

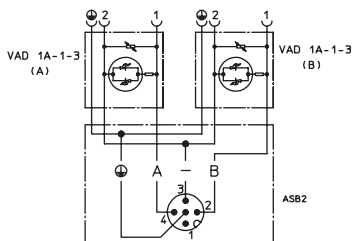
ASB 2-VBD 1A



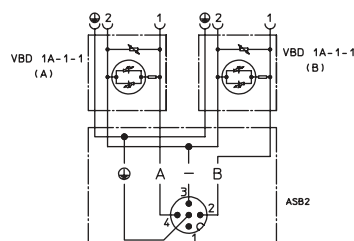
Pin Assignments

Wiring Diagrams

ASB 2 - VAD 1A



ASB 2 - VBD 1A





M12 / DIN Valve-Splitters, Double-Ended, IEC Color Code ASB 2-VAD 1 A | ASB 2-VBD 1A

Technical Data

Environmental

Degree of protection	IP 67 / NEMA 6P
Operating temperature range	ASB: -25°C (-13°F) / +90°C (+194°F) VAD: -25°C (-13°F) / +80°C (+176°F)

Mechanical (ASB)

Housing / Molded body	TPU, self-extinguishing
Insert	TPU, self-extinguishing
Contact	CuZn, pre-nickel and 0.8 microns gold-plated
Coupling nut	CuZn, nickel-plated

Mechanical (VAD / VBD)

Housing / Molded body	TPU, self-extinguishing
Insert	PBT
Contact	CuZn, nickel plated and tin plated

Electrical



Nominal current at 40°C	4 A per cable / 4 A max. total
Rated voltage	24V AC/DC
Insulation resistance	> 10 ⁹ Ω
Pollution degree	3

Varistor data (VAD / VBD)

Nominal voltage	47 V at 0.1 mA
typ. limiting voltage	110 V at 5 A
	max. pulse energy
(standard impulse 10/1000us)	0.9 Ws
max. continuous power loss	0.01 W

Cable Specifications

Cable No.	Outer Jacket	Gauge	Jacket Color	OD	Agency Approvals
226	PUR, halogen-free	3 x 0.50 mm ²	Black	4.6 mm	UL: AWM 21198 / CSA: AWM I/II A/B

Part Number	Pins	Outer Jacket	Standard Cable Lengths	Characteristics
ASB 2-VAD 1A-1-3-226/...M	5	PUR, halogen-free	1 M / 1.5 M / 2 M	 
ASB 2-VBD 1A-1-1-226/...M				