

Kabelstecker/-dose nach MIL C-5015 Serie CVS | Fabrikat Van-System



Polzahlen: siehe u.g. Übersicht

Anzahl Baugrößen: 12

Schutzart: IP 67 (in verriegeltem Zustand und bei exakt angepasstem Kabel)

Anschlussart: Löten (Crimpen auf Anfrage)

Verriegelung: Schraubverriegelung

Betriebstemperatur: -55 °C bis +125 °C

Material Gehäuse: Aluminium, chemisch vernickelt, leitfähig, einteilig, silbern

Material Kontaktträger: Gummi, eingepresst (Kodierung auf Anfrage)

Material Kontakte: Kupfer, versilbert

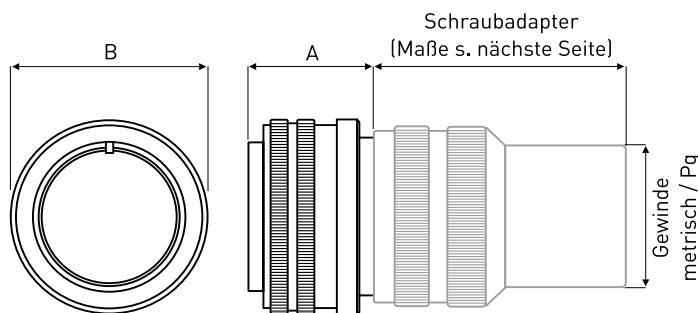
Geeignet für Kabeldurchmesser: abhängig von gewählter Kabelverschraubung

Kabelzugentlastung: mittels Kabelverschraubung (separat zu bestellen - siehe evg.de / Shop / Gehäuse/Verschraubungen)

Lieferumfang: Schraubadapter, metrisch / Pg (bitte auswählen - siehe nächste Seite)

Zubehör: Schutzkappe CVS 042-xx F5 (siehe Datenblatt)

Hinweis: Polbilder und elektrische Daten (siehe Seiten 3-30)



Übersicht Polzahlen - verfügbare Baugrößen

Polzahl	Baugrößen	Polzahl	Baugrößen
1	16, 18, 20, 22, 28	22	28, 32, 36
2	10SL, 14S, 16S, 16, 18, 20, 22, 24, 32	23	32
3	10SL, 14S, 16S, 16, 18, 20, 22, 24, 28, 32, 36	24	22, 24
4	14S, 16, 18, 20, 22, 24, 32, 36	25	24, 32
5	14S, 16S, 16, 18, 22, 24, 28, 32	26	28
6	14S, 18, 20, 22, 24, 28, 36	28	24
7	14S, 16S, 18, 20, 22, 24, 28, 36	30	32
8	18, 20, 22, 24, 28, 32	31	28, 32, 36
9	20, 22, 24, 28, 32	34	32
10	16, 18, 22, 24, 28, 36	35	28, 32, 36
11	20, 24	37	28
12	24, 28	39	36
13	20, 32	42	32
14	20, 22, 28, 36	47	36
15	28	48	32, 36
16	24, 28, 32	54	32
17	20, 32	55	24, 32
19	20, 22, 24, 32	56	36
20	28	72	28

Baugröße	Rundsteckverbinder nach MIL C-5015		Abmessungen mm	
	Kabelstecker	Kabeldose	A	B
10SL	CVS 06DA 10SL-XX P YYY F5	CVS 06DA 10SL-XX S YYY F5	18,8	22,8
14S	CVS 06DA 14S-XX P YYY F5	CVS 06DA 14S-XX S YYY F5	19,6	28,5
16S	CVS 06DA 16S-XX P YYY F5	CVS 06DA 16S-XX S YYY F5	19,6	31,8
16	CVS 06DA 16-XX P YYY F5	CVS 06DA 16-XX S YYY F5	23,8	31,8
18	CVS 06DA 18-XX P YYY F5	CVS 06DA 18-XX S YYY F5	24,9	34,0
20	CVS 06DA 20-XX P YYY F5	CVS 06DA 20-XX S YYY F5	24,2	37,3
22	CVS 06DA 22-XX P YYY F5	CVS 06DA 22-XX S YYY F5	24,2	40,5
24	CVS 06DA 24-XX P YYY F5	CVS 06DA 24-XX S YYY F5	25,4	43,5
28	CVS 06DA 28-XX P YYY F5	CVS 06DA 28-XX S YYY F5	25,8	50,0
32	CVS 06DA 32-XX P YYY F5	CVS 06DA 32-XX S YYY F5	28,3	56,1
36	CVS 06DA 36-XX P YYY F5	CVS 06DA 36-XX S YYY F5	28,1	62,5
40	auf Anfrage	auf Anfrage	28,6	69,1

Bitte Bestellnummer vervollständigen: XX-XX = Code für Polbild | YYY = Code für Schraubadapter (siehe folgende Seiten)

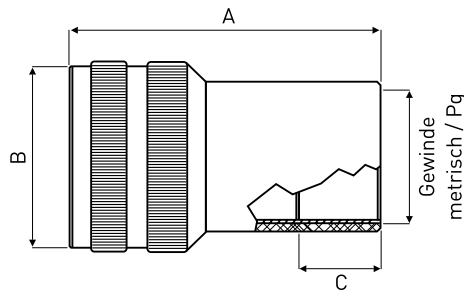
Schutzart IP 67 | Schirmbar (EMV-Verschraubung notwendig)



Schraubadapter Gewinde metrisch / Pg für Kabelstecker/-dose

Material Gehäuse: Aluminium, chemisch vernickelt, leitfähig, einteilig, silbern, mit wasserdichtem O-Ring

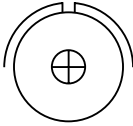
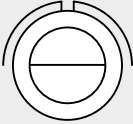
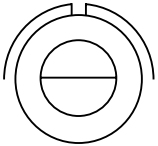
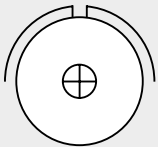
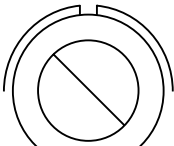
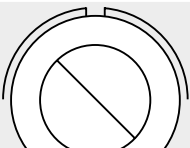
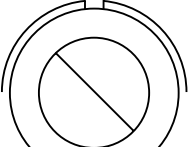
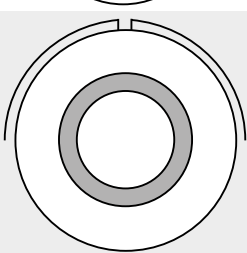
Hinweis: Schraubadapter ohne Kabelverschraubung



für Baugröße	Übersicht Schraubadapter für Kabelstecker/-dose		Abmessungen mm			
	Varianten mit metrischem Gewinde	Varianten mit Pg Gewinde	A (metrisch)	A (Pg)	B	C min.
10SL	M12, M16	Pg9, Pg13,5	32,0	26,0	20,0	8,0
14S	M12, M16, M20, M25	Pg9, Pg11, Pg13,5, Pg16	30,0	30,0	24,0	9,0
16S	M16, M20	Pg13,5, Pg16	40,0	38,0	27,0	9,0
16	M20	Pg16	45,0	40,0	27,0	9,0
18	M20, M25	Pg11, Pg13,5, Pg16, Pg21	50,0	50,0	30,0	9,0
20	M12, M20	Pg11, Pg13,5, Pg16	50,0	50,0	32,0	9,0
22	M25, M32	Pg21	50,0	50,0	37,0	10,0
24	M20, M25, M32, M40	Pg16, Pg21, Pg29	50,0	50,0	40,0	10,0
28	M25, M32, M40	Pg21, Pg29, Pg36	63,0	60,0	45,0	10,0
32	M25, M32, M40	Pg21, Pg29, Pg36	55,0	60,0	52,0	10,0
36	M40, M50	Pg29, Pg36, Pg42	56,0	65,0	58,0	13,0
40	M40, M50, M63	Pg29, Pg36, Pg42, Pg48	65,0	65,0	63,8	13,0










Polbilder / Baugrößen / elektrische Daten

Polzahl 1

Polzahl	Baugröße	Code XX-XX für Polbild	Code YYY für Schraubadapter		Polbild (Steckseite Stift)	Größe Kontakt	für AWG	Strombelastung A	Spannung max. DC / AC V
			metrisch	Pg					
1	16	16-2	M20	PG16		12	12	23	1.750 / 1.250
1	16	16-12	M20	PG16		4	4	80	700 / 500
1	18	18-6	M20 M25	*PG11* *PG13,5* PG16 PG21		4	4	80	1.250 / 900
1	18	18-16	M20 M25	*PG11* *PG13,5* PG16 PG21		12	12	23	4.200 / 3.000
1	20	20-2	*M12* M20	PG11 PG13,5 PG16		0	0	150	1.250 / 900
1	22	22-7	M25 M32	PG21		0	0	150	1.750 / 1.250
1	22	22A1	M25 M32	PG21		0	0	150	750
1	28	28A1	*M25* M32 M40	PG21 PG29 PG36		4/0	4/0	225	750

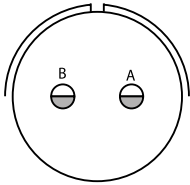
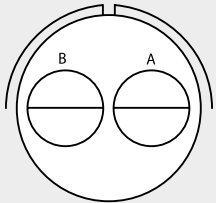
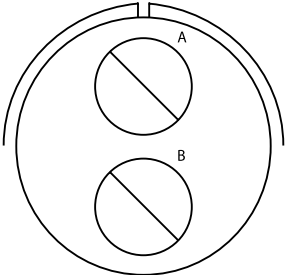

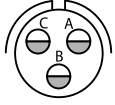
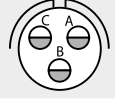
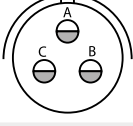
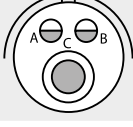
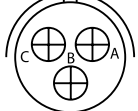
Gewinde = auf Anfrage

Polbilder / Baugrößen / elektrische Daten Polzahl 2

Polzahl	Baugröße	Code XX-XX für Polbild	Code YYY für Schraubadapter		Polbild (Steckseite Stift)	Größe Kontakt	für AWG	Strombelastung A	Spannung max. DC / AC V
			metrisch	Pg					
2	10SL	10SL-4	M12 M16	*PG9* PG13,5		16	18-16	13	700 / 500
2	14S	14S-9	M12 M16 *M20* *M25*	*PG9* PG11 PG13,5 *PG16*		16	18-16	13	700 / 500
2	16S	16S-4	*M16* M20	PG13,5 *PG16*		16	18-16	13	1.250 / 900
2	16	16-11	M20	PG16		12	12	23	700 / 500
2	18	18-3	M20 M25	*PG11* *PG13,5* PG16 PG21		12	12	23	1.250 / 900
2	18	18-14	M20 M25	*PG11* *PG13,5* PG16 PG21		1x 4 1x 16	4 18-16	80 13	700 / 500
2	20	20-23	*M12* M20	PG11 PG13,5 PG16		8	8	46	700 / 500
2	22	22-1	M25 M32	PG21		8	8	46	1.250 / 900
2	22	22-8	M25 M32	PG21		12	12	23	1.750 / 1.250

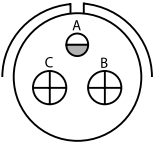
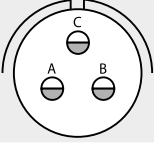
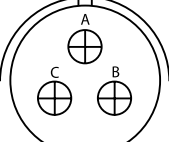
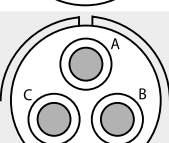
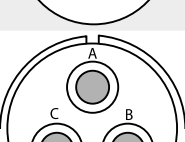
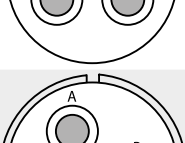
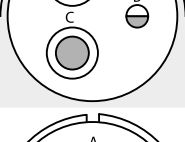
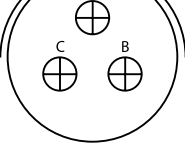
Gewinde = auf Anfrage

Polbilder / Baugrößen / elektrische Daten Polzahlen 2-3

Polzahl	Baugröße	Code XX-XX für Polbild	Code YYY für Schraubadapter		Polbild (Steckseite Stift)	Größe Kontakt	für AWG	Strombelastung A	Spannung max. DC / AC V
			metrisch	Pg					
2	22	22-11	M25 M32	PG21		16	18-16	13	2.450 / 1.750
2	24	24-9	M20 M25 M32 M40	PG16 PG21 PG29		4	4	80	700 / 500
2	32	32-5	*M25* *M32* M40	PG21 *PG29* PG36		0	0	150	1.250 / 900
3	10SL	10SL-3	M12 M16	*PG9* PG13,5		16	18-16	13	700 / 500
3	14S	14S-1	M12 M16 *M20* *M25*	*PG9* PG11 PG13,5 *PG16*		16	18-16	13	700 / 500
3	14S	14S-7	M12 M16 *M20* *M25*	*PG9* PG11 PG13,5 *PG16*		16	18-16	13	700 / 500
3	16S	16S-5	*M16* M20	PG13,5 *PG16*		16	18-16	13	700 / 500
3	16	16-7	M20	PG16		1x 8 2x 16	8 18-16	46 13	700 / 500
3	16	16-10	M20	PG16		12	12	23	700 / 500

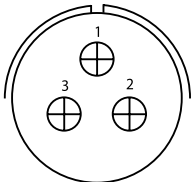
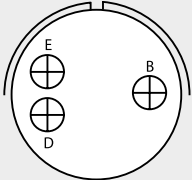
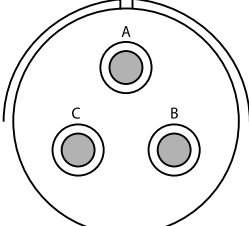
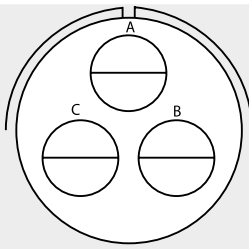
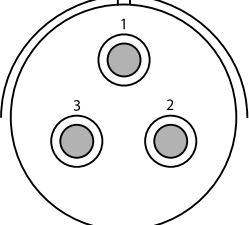
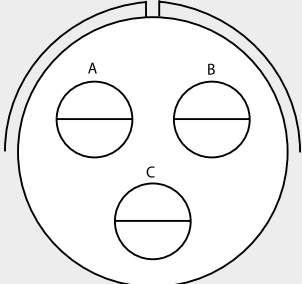
Gewinde = auf Anfrage

Polbilder / Baugrößen / elektrische Daten Polzahl 3

Polzahl	Baugröße	Code XX-XX für Polbild	Code YYY für Schraubadapter		Polbild (Steckseite Stift)	Größe Kontakt	für AWG	Strombelastung A	Spannung max. DC / AC V
			metrisch	Pg					
3	18	18-5	M20 M25	*PG11* *PG13,5* PG16 PG21		2x 12 1x 16	12 18-16	23 13	1.250 / 900
3	18	18-22	M20 M25	*PG11* *PG13,5* PG16 PG21		16	18-16	13	1.250 / 900
3	20	20-3	*M12* M20	PG11 PG13,5 PG16		12	12	23	1.250 / 900
3	20	20-19	*M12* M20	PG11 PG13,5 PG16		8	8	46	700 / 500
3	22	22-2	M25 M32	PG21		8	8	46	1.250 / 900
3	22	22-6	M25 M32	PG21		2x 8 1x 16	8 18-16	46 13	1.250 / 900
3	22	22-9	M25 M32	PG21		12	12	23	1.750 / 1.250
3	22	22-21	M25 M32	PG21		1x 0 2x 16	0 18-16	150 13	700 / 500

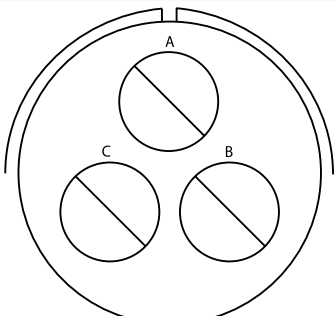
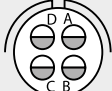
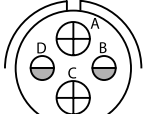
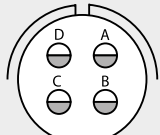
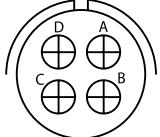
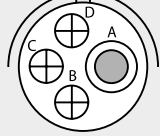
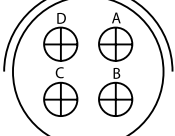
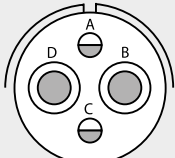
Gewinde = auf Anfrage

Polbilder / Baugrößen / elektrische Daten Polzahl 3

Polzahl	Baugröße	Code XX-XX für Polbild	Code YYY für Schraubadapter		Polbild (Steckseite Stift)	Größe Kontakt	für AWG	Strombelastung A	Spannung max. DC / AC V
			metrisch	Pg					
3	22	22A3	M25 M32	PG21		12	12	23	2.450 / 1.750
3	24	24-12/1	M20 M25 M32 M40	PG16 PG21 PG29		12	12	46	700 / 500
3	28	28-3	*M25* M32 M40	PG21 PG29 PG36		8	8	46	1.750 / 1.250
3	28	28-6	*M25* M32 M40	PG21 PG29 PG36		4	4	80	1.250 / 900
3	28	28A3	*M25* M32 M40	PG21 PG29 PG36		8	8	46	2.450 / 1.750
3	32	32A3	*M25* *M32* M40	PG21 *PG29* PG36		4	4	80	1.750 / 1.250

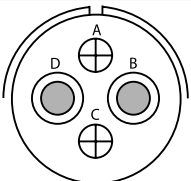
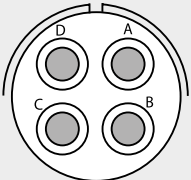
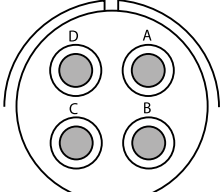
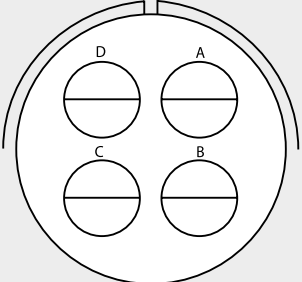
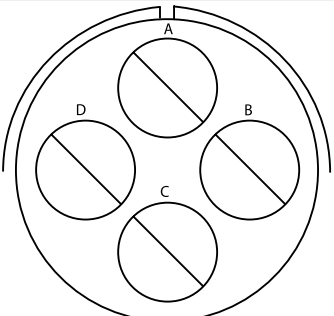
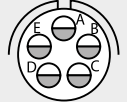
Gewinde = auf Anfrage

Polbilder / Baugrößen / elektrische Daten Polzahlen 3-4

Polzahl	Baugröße	Code XX-XX für Polbild	Code YYY für Schraubadapter		Polbild (Steckseite Stift)	Größe Kontakt	für AWG	Strombelastung A	Spannung max. DC / AC V
			metrisch	Pg					
3	36	36-4	M40 M50	PG29 *PG36* *PG42*		0	0	150	1.250 / 900 = A; 700 / 500 = B,C
4	14S	14S-2	M12 M16 *M20* *M25*	*PG9* PG11 PG13,5 *PG16*		16	18-16	13	250 / 200
4	16	16-9	M20	PG16		2x 12 2x 16	12 18-16	23 13	700 / 500
4	18	18-4	M20 M25	*PG11* *PG13,5* PG16 PG21		16	18-16	13	1.250 / 900
4	18	18-10	M20 M25	*PG11* *PG13,5* PG16 PG21		12	12	23	700 / 500
4	18	18-13	M20 M25	*PG11* *PG13,5* PG16 PG21		1x 8 3x 12	8 12	46 23	700 / 500
4	20	20-4	*M12* M20	PG11 PG13,5 PG16		12	12	23	1.250 / 900
4	20	20-24	*M12* M20	PG11 PG13,5 PG16		2x 8 2x 16	8 18-16	46 13	700 / 500

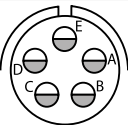
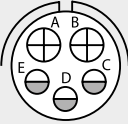
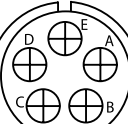
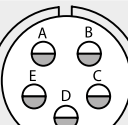
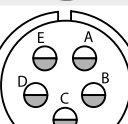
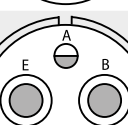
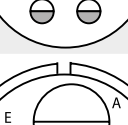
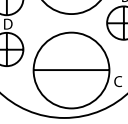
Gewinde = auf Anfrage

Polbilder / Baugrößen / elektrische Daten Polzahlen 4-5

Polzahl	Baugröße	Code XX-XX für Polbild	Code YYY für Schraubadapter		Polbild (Steckseite Stift)	Größe Kontakt	für AWG	Strombelastung A	Spannung max. DC / AC V
			metrisch	Pg					
4	22	22-4	M25 M32	PG21		2x 8 2x 12	8 12	46 23	700 / 500
4	22	22-22	M25 M32	PG21		8	8	46	700 / 500
4	24	24-22	M20 M25 M32 M40	PG16 PG21 PG29		8	8	46	1.250 / 900
4	32	32-17	*M25* *M32* M40	PG21 *PG29* PG36		4	4	80	1.250 / 900
4	36	36-5	M40 M50	PG29 *PG36* *PG42*		0	0	150	700 / 500
5	14S	14S-5	M12 M16 *M20* *M25*	*PG9* PG11 PG13,5 *PG16*		16	18-16	13	250 / 200

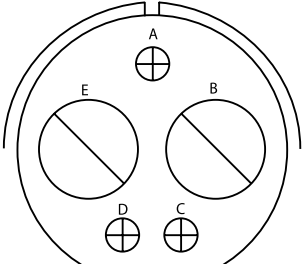
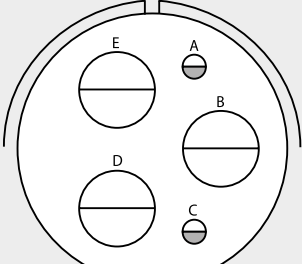
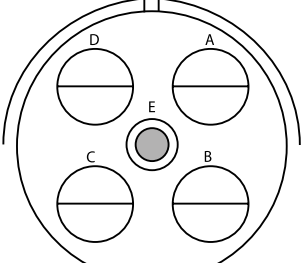
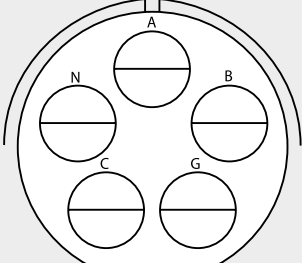
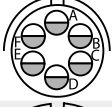
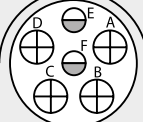
Gewinde = auf Anfrage

Polbilder / Baugrößen / elektrische Daten Polzahl 5

Polzahl	Baugröße	Code XX-XX für Polbild	Code YYY für Schraubadapter		Polbild (Steckseite Stift)	Größe Kontakt	für AWG	Strombelastung A	Spannung max. DC / AC V
			metrisch	Pg					
5	16S	16S-8	*M16* M20	PG13,5 *PG16*		16	18-16	13	700 / 500
5	16	16A5	M20	PG16		2x 12 3x 16	12 18-16	23 13	700 / 500
5	18	18-11	M20 M25	*PG11* *PG13,5* PG16 PG21		12	12	23	700 / 500
5	18	18-20	M20 M25	*PG11* *PG13,5* PG16 PG21		16	18-16	13	700 / 500
5	18	18A5	M20 M25	PG11 PG13,5 PG16 PG21		16	18-16	13	1.250 / 900
5	22	22-12	M25 M32	PG21		2x 8 3x 16	8 18-16	46 13	1.250 / 900
5	24	24-12	M20 M25 M32 M40	PG16 PG21 PG29		2x 4 3x 12	4 12	80 23	700 / 500
5	28	28-5	*M25* M32 M40	PG21 PG29 PG36		2x 4 1x 12 2x 16	4 12 18-16	80 23 13	1.250 / 900

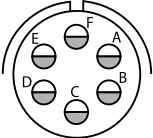
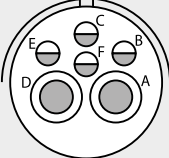
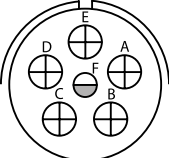
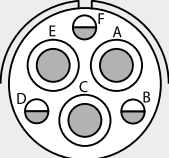
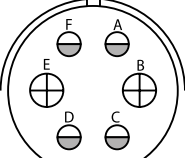
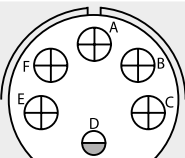
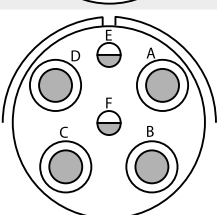
Gewinde = auf Anfrage

Polbilder / Baugrößen / elektrische Daten Polzahlen 5-6

Polzahl	Baugröße	Code XX-XX für Polbild	Code YYYY für Schraubadapter metrisch		Polbild (Steckseite Stift)	Größe Kontakt	für AWG	Strombelastung A	Spannung max. DC / AC V
				Pg					
5	32	32-1	*M25* *M32* M40	PG21 *PG29* PG36		2x 0 3x 12	0 12	150 23	1.250 / 900; 1.750 / 1.250 = A
5	32	32-2	*M25* *M32* M40	PG21 *PG29* PG36		3x 4 2x 16	4 18-16	80 13	1.750 / 1.250
5	32	32-79	*M25* *M32* M40	PG21 *PG29* PG36		4x 4 1x 8	4 8	80 46	1.250 / 900
5	32	32A5	*M25* *M32* M40	PG21 *PG29* PG36		4	4	80	1.250 / 900
6	14S	14S-6	M12 M16 *M20* *M25*	*PG9* PG11 PG13,5 *PG16*		16	18-16	13	250 / 200
6	18	18-06	M20 M25	*PG11* *PG13,5* PG16 PG21		4x 12 2x 16	12 18-16	23 13	700 / 500

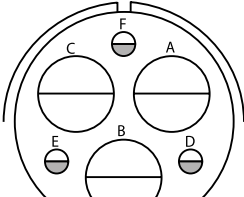
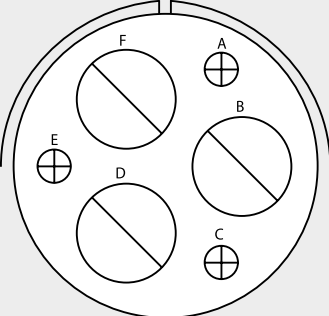
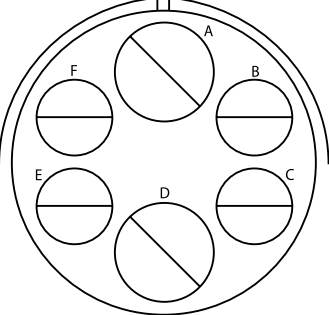
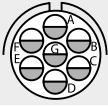
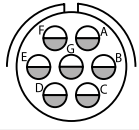
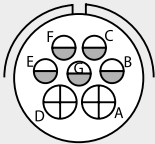
Gewinde = auf Anfrage

Polbilder / Baugrößen / elektrische Daten Polzahl 6

Polzahl	Baugröße	Code XX-XX für Polbild	Code YYY für Schraubadapter		Polbild (Steckseite Stift)	Größe Kontakt	für AWG	Strombelastung A	Spannung max. DC / AC V
			metrisch	Pg					
6	18	18-12	M20 M25	*PG11* *PG13,5* PG16 PG21		16	18-16	13	700 / 500
6	20	20-8	*M12* M20	PG11 PG13,5 PG16		2x 8 4x 16	8 18-16	46 13	250 / 200
6	20	20-17	*M12* M20	PG11 PG13,5 PG16		5x 12 1x 16	12 18-16	23 13	700 / 500
6	20	20-22	*M12* M20	PG11 PG13,5 PG16		3x 8 3x 16	8 18-16	46 13	700 / 500
6	22	22-5	M25 M32	PG21		2x 12 4x 16	12 18-16	23 13	1.250 / 900
6	22	22-15	M25 M32	PG21		5x 12 1x 16	12 18-16	23 13	700 / 500; 1.750 / 1.250 = D
6	24	24-06	M20 M25 M32 M40	PG16 PG21 PG29		4x 8 2x 16	8 18-16	46 13	1.250 / 900

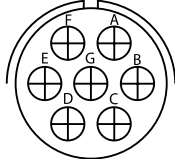
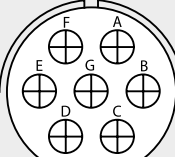
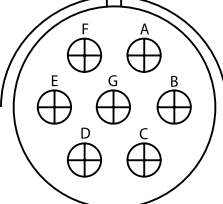
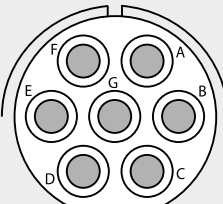
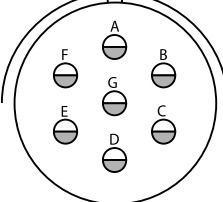
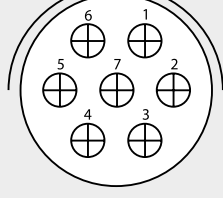
Gewinde = auf Anfrage

Polbilder / Baugrößen / elektrische Daten Polzahlen 6-7

Polzahl	Baugröße	Code XX-XX für Polbild	Code YYY für Schraubadapter		Polbild (Steckseite Stift)	Größe Kontakt	für AWG	Strombelastung A	Spannung max. DC / AC V
			metrisch	Pg					
6	28	28-22	*M25* M32 M40	PG21 PG29 PG36		3x 4 3x 16	4 18-16	80 13	1.250 / 900
6	36	36-3	M40 M50	PG29 *PG36* *PG42*		3x 0 3x 12	0 12	150 23	1.250 / 900
6	36	36-6	M40 M50	PG29 *PG36* *PG42*		2x 0 4x 4	0 4	150 80	700 / 500
7	14S	14SA7	M12 M16 *M20* *M25*	*PG9* PG11 PG13,5 *PG16*		16	18-16	13	250 / 200
7	16S	16S-1	*M16* M20	PG13,5 *PG16*		16	18-16	13	700 / 500
7	18	18-9	M20 M25	*PG11* *PG13,5* PG16 PG21		2x 12 5x 16	12 18-16	23 13	250 / 200

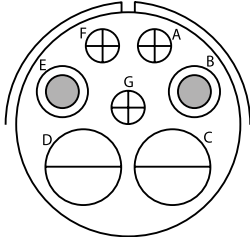
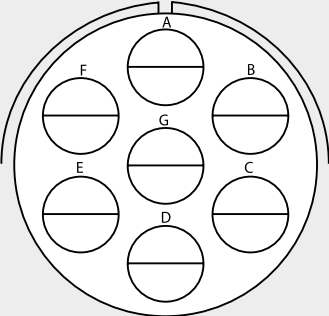
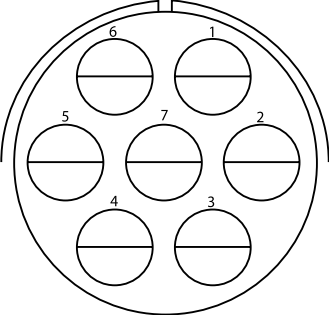
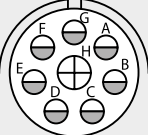
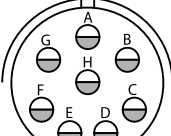
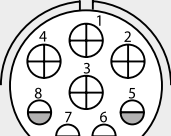
Gewinde = auf Anfrage

Polbilder / Baugrößen / elektrische Daten Polzahl 7

Polzahl	Baugröße	Code XX-XX für Polbild	Code YYY für Schraubadapter		Polbild (Steckseite Stift)	Größe Kontakt	für AWG	Strombelastung A	Spannung max. DC / AC V
			metrisch	Pg					
7	20	20-15	*M12* M20	PG11 PG13,5 PG16		12	12	23	700 / 500
7	22	22-28	M25 M32	PG21		12	12	23	700 / 500
7	24	24-2	M20 M25 M32 M40	PG16 PG21 PG29		12	12	23	1.250 / 900
7	24	24-10	M20 M25 M32 M40	PG16 PG21 PG29		8	8	46	700 / 500
7	24	24-27	M20 M25 M32 M40	PG16 PG21 PG29		16	18-16	13	1.750 / 1.250
7	24	24A7	M20 M25 M32 M40	PG16 PG21 PG29		12	12	23	1.250 / 900

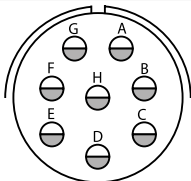
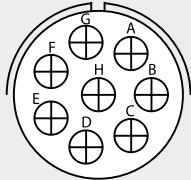
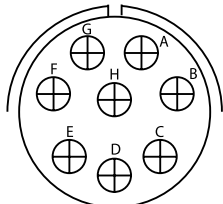
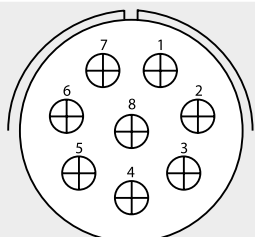
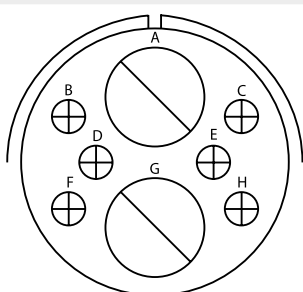
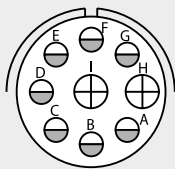
Gewinde = auf Anfrage

Polbilder / Baugrößen / elektrische Daten Polzahlen 7-8

Polzahl	Baugröße	Code XX-XX für Polbild	Code YYY für Schraubadapter		Polbild (Steckseite Stift)	Größe Kontakt	für AWG	Strombelastung A	Spannung max. DC / AC V
			metrisch	Pg					
7	28	28-10	*M25* M32 M40	PG21 PG29 PG36		2x 4 2x 8 3x 12	4 8 12	80 46 23	700 / 500; 1.250 / 900 = G
7	36	36-77	M40 M50	PG29 *PG36* *PG42*		4	4	80	1.250 / 900
7	36	36A7	M40 M50	PG29 *PG36* *PG42*		4	4	80	2.450 / 1.750
8	18	18-8	M20 M25	*PG11* *PG13,5* PG16 PG21		1x 12 7x 16	12 18-16	23 13	700 / 500
8	20	20-7	*M12* M20	PG11 PG13,5 PG16		16	18-16	13	700 / 500; 1.250 / 900 = A,B,G,H
8	20	20B8	*M12* M20	PG11 PG13,5 PG16		4x 12 4x 16	12 18-16	23 13	700 / 500

Gewinde = auf Anfrage

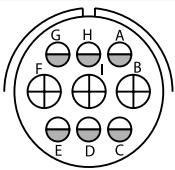
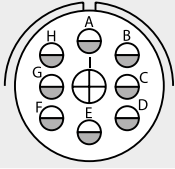
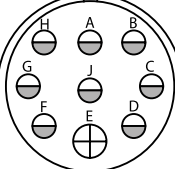
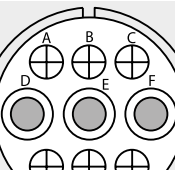
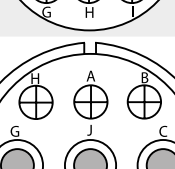
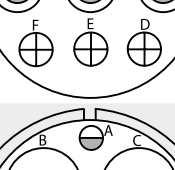
Polbilder / Baugrößen / elektrische Daten Polzahlen 8-9

Polzahl	Baugröße	Code XX-XX für Polbild	Code YYY für Schraubadapter		Polbild (Steckseite Stift)	Größe Kontakt	für AWG	Strombelastung A	Spannung max. DC / AC V
			metrisch	Pg					
8	22	22-18	M25 M32	PG21		16	18-16	13	700 / 500
8	22	22-23	M25 M32	PG21		12	12	23	700 / 500; 1.250 / 900 = H
8	24	24-6	M20 M25 M32 M40	PG16 PG21 PG29		12	12	23	700 / 500; 1.250 / 900 = A,G,H
8	28	28B8	*M25* M32 M40	PG21 PG29 PG36		12	12	23	750
8	32	32-15	*M25* *M32* M40	PG21 *PG29* PG36		2x 0 6x 12	0 12	150 23	1.250 / 900
9	20	20-16	*M12* M20	PG11 PG13,5 PG16		2x 12 7x 16	12 18-16	23 13	700 / 500

Gewinde = auf Anfrage

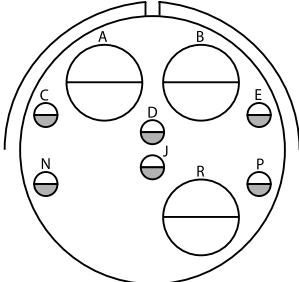

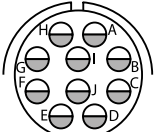
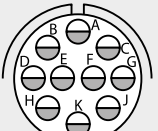
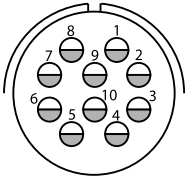
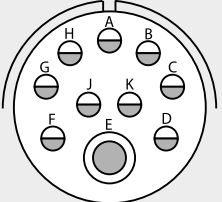
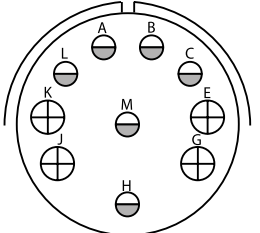
Polbilder / Baugrößen / elektrische Daten

Polzahl 9

Polzahl	Baugröße	Code XX-XX für Polbild	Code YYY für Schraubadapter		Polbild (Steckseite Stift)	Größe Kontakt	für AWG	Strombelastung A	Spannung max. DC / AC V
			metrisch	Pg					
9	20	20-18	*M12* M20	PG11 PG13,5 PG16		3x 12 6x 16	12 18-16	23 13	700 / 500
9	20	20-21	*M12* M20	PG11 PG13,5 PG16		1x 12 8x 16	12 18-16	23 13	700 / 500
9	22	22-17	M25 M32	PG21		1x 12 8x 16	12 18-16	23 13	700 / 500; 1.250 / 900 = A
9	24	24-11	M20 M25 M32 M40	PG16 PG21 PG29		3x 8 6x 12	8 12	46 23	700 / 500
9	28	28-1	*M25* M32 M40	PG21 PG29 PG36		3x 8 6x 12	8 12	46 23	700 / 500; 1.250 / 900 = A,E,J
9	28	28A9	*M25* M32 M40	PG21 PG29 PG36		4x 4 5x 16	4 18-16	80 13	700 / 500

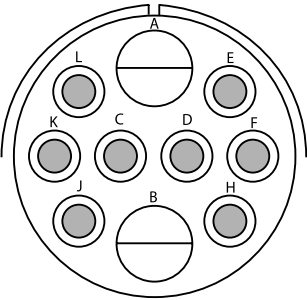
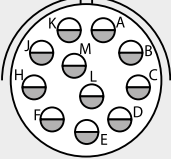
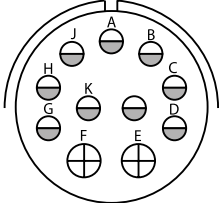
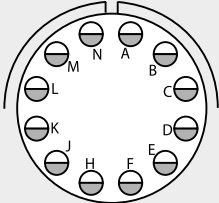
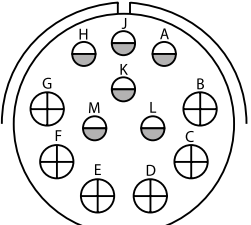
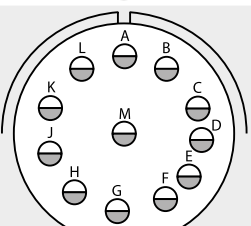
Gewinde = auf Anfrage

Polbilder / Baugrößen / elektrische Daten Polzahlen 9-10

Polzahl	Baugröße	Code XX-XX für Polbild	Code YYY für Schraubadapter		Polbild (Steckseite Stift)	Größe Kontakt	für AWG	Strombelastung A	Spannung max. DC / AC V
			metrisch	Pg					
9	32	32A9	*M25* *M32* M40	PG21 *PG29* PG36		3x 4 6x 16	4 18-16	80 13	700 / 500
10	16	16A10	M20	PG16		18	26-20	7,5	700 / 500
10	18	18-1	M20 M25	*PG11* *PG13,5* PG16 PG21		16	18-16	13	250 / 200; 700 / 500 =B,C,F,G
10	18	18-19	M20 M25	*PG11* *PG13,5* PG16 PG21		16	18-16	13	700 / 500
10	22	22A10	M25 M32	PG21		16	18-16	13	700 / 500
10	24	24-21	M20 M25 M32 M40	PG16 PG21 PG29		1x 8 9x 16	8 18-16	46 13	1.250 / 900
10	28	28-19	*M25* M32 M40	PG21 PG29 PG36		4x 12 6x 16	12 18-16	23 13	700 / 500; 2.450 / 1.750 = H,M; 1.250 / 900 =B

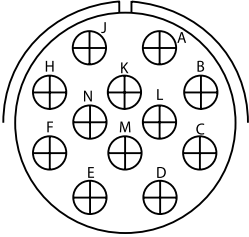
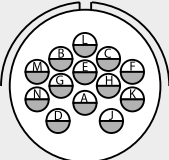
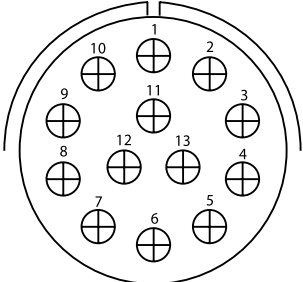
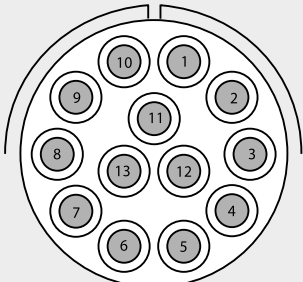
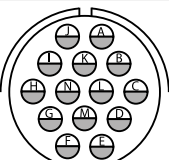
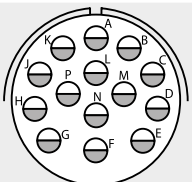
Gewinde = auf Anfrage

Polbilder / Baugrößen / elektrische Daten Polzahlen 10-12

Polzahl	Baugröße	Code XX-XX für Polbild	Code YYY für Schraubadapter		Polbild (Steckseite Stift)	Größe Kontakt	für AWG	Strombelastung A	Spannung max. DC / AC V
			metrisch	Pg					
10	36	36A10	M40 M50	PG29 *PG36* *PG42*		2x 4 8x 8	4 8	80 46	700 / 500
11	20	20-33	*M12* M20	PG11 PG13,5 PG16		16	18-16	13	700 / 500
11	24	24-20	M20 M25 M32 M40	PG16 PG21 PG29		2x 12 9x 16	12 18-16	23 13	1.250 / 900
12	24	24-19	M20 M25 M32 M40	PG16 PG21 PG29		16	18-16	13	700 / 500
12	28	28-9	*M25* M32 M40	PG21 PG29 PG36		6x 12 6x 16	12 18-16	23 13	1.250 / 900
12	28	28-18	*M25* M32 M40	PG21 PG29 PG36		16	18-16	13	250 / 200; 4.200 / 3.000 = M; 700 / 500 = A,B; 1.250 / 900 = G,H,J,K,L

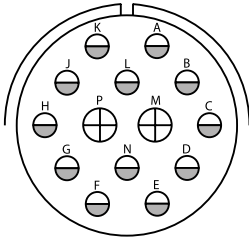
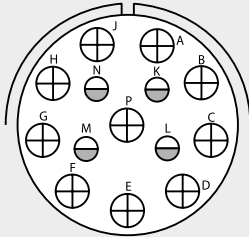
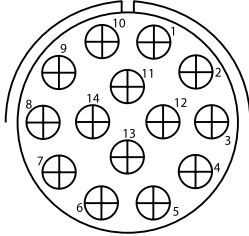
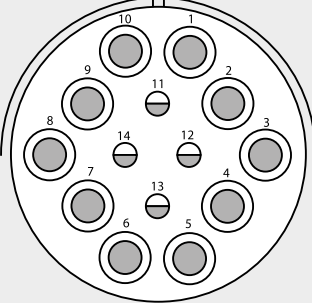
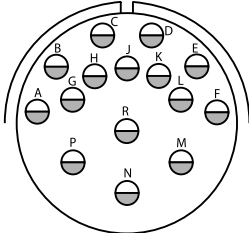
Gewinde = auf Anfrage

Polbilder / Baugrößen / elektrische Daten Polzahlen 12-14

Polzahl	Baugröße	Code XX-XX für Polbild	Code YYY für Schraubadapter		Polbild (Steckseite Stift)	Größe Kontakt	für AWG	Strombelastung A	Spannung max. DC / AC V
			metrisch	Pg					
12	28	28-51	*M25* M32 M40	PG21 PG29 PG36		12	12	23	1.250 / 900
13	20	20-11	*M12* M20	PG11 PG13,5 PG16		16	18-16	13	250 / 200
13	32	32A13	*M25* *M32* M40	PG21 *PG29* PG36		12	12	23	1.250 / 900
13	32	32B13	*M25* *M32* M40	PG21 *PG29* PG36		8	8	46	700 / 500
14	20	20-27	*M12* M20	PG11 PG13,5 PG16		16	18-16	13	700 / 500
14	22	22-19	M25 M32	PG21		16	18-16	13	700 / 500

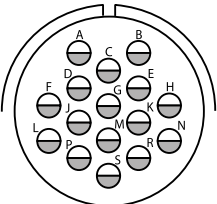
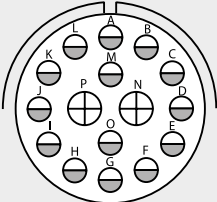
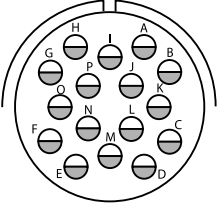
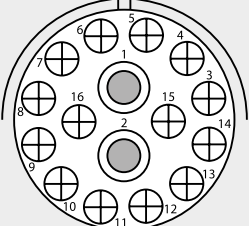
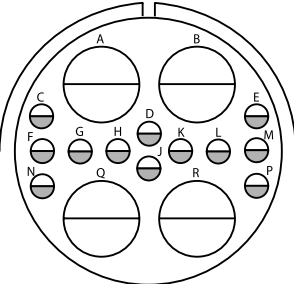
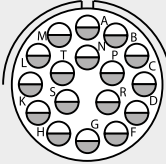
Gewinde = auf Anfrage

Polbilder / Baugrößen / elektrische Daten Polzahlen 14-15

Polzahl	Baugröße	Code XX-XX für Polbild	Code YYY für Schraubadapter		Polbild (Steckseite Stift)	Größe Kontakt	für AWG	Strombelastung A	Spannung max. DC / AC V
			metrisch	Pg					
14	28	28-2	*M25* M32 M40	PG21 PG29 PG36		2x 12 12x 16	12 18-16	23 13	1.250 / 900
14	28	28-20	*M25* M32 M40	PG21 PG29 PG36		10x 12 4x 16	12 18-16	23 13	700 / 500
14	28	28A14	*M25* M32 M40	PG21 PG29 PG36		12	12	23	700 / 500
14	36	36D78	M40 M50	PG29 *PG36* *PG42*		10x 8 4x 16	8 18-16	46 13	1.250 / 900
15	28	28-17	*M25* M32 M40	PG21 PG29 PG36		16	18-16	13	700 / 500; 1.250 / 900 = M,N,P; 2.450 / 1.750 = R

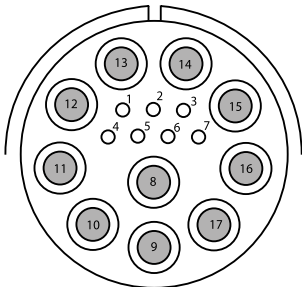
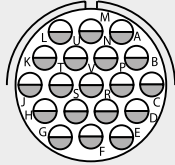
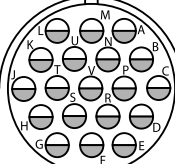
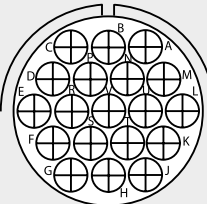
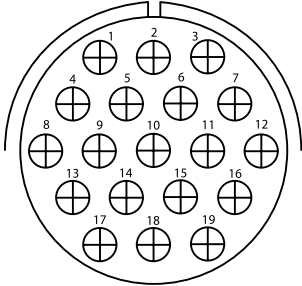
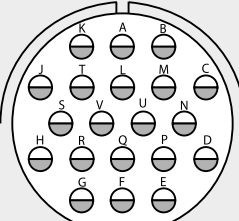
Gewinde = auf Anfrage

Polbilder / Baugrößen / elektrische Daten Polzahlen 16-17

Polzahl	Baugröße	Code XX-XX für Polbild	Code YYY für Schraubadapter		Polbild (Steckseite Stift)	Größe Kontakt	für AWG	Strombelastung A	Spannung max. DC / AC V
			metrisch	Pg					
16	24	24-5	M20 M25 M32 M40	PG16 PG21 PG29		16	18-16	13	700 / 500
16	24	24-7	M20 M25 M32 M40	PG16 PG21 PG29		2x 12 14x 16	12 18-16	23 13	700 / 500
16	24	24A16	M20 M25 M32 M40	PG16 PG21 PG29		16	18-16	13	1.250 / 900
16	28	28A16	*M25* M32 M40	PG21 PG29 PG36		2x 8 14x 12	8 12	46 23	700 / 500
16	32	32-68	*M25* *M32* M40	PG21 *PG29* PG36		4x 4 12x 16	4 12	80 13	700 / 500
17	20	20-29	*M12* M20	PG11 PG13,5 PG16		16	18-16	13	700 / 500

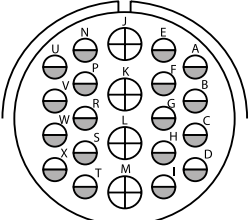
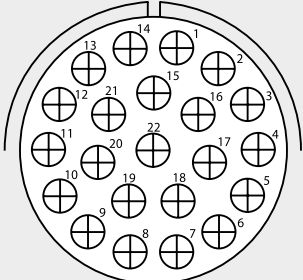
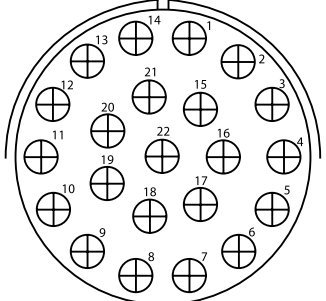
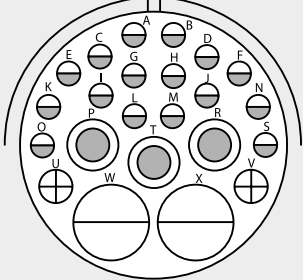
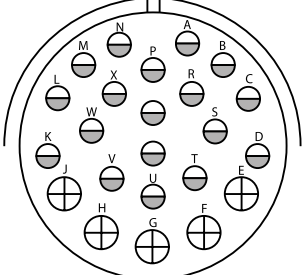
Gewinde = auf Anfrage

Polbilder / Baugrößen / elektrische Daten Polzahlen 17-20

Polzahl	Baugröße	Code XX-XX für Polbild	Code YYY für Schraubadapter		Polbild (Steckseite Stift)	Größe Kontakt	für AWG	Strombelastung A	Spannung max. DC / AC V
			metrisch	Pg					
17	32	32A17	*M25* *M32* M40	PG21 *PG29* PG36		10x 8 7x 20	8 26-22	46 7,5	700 / 500
19	20	20A48	*M12* M20	PG11 PG13,5 PG16		16	18-16	13	250 / 200
19	22	22-14	M25 M32	PG21		16	18-16	13	700 / 500
19	24	24-67	M20 M25 M32 M40	PG16 PG21 PG29		12	12	23	700 / 500
19	32	32-76	*M25* *M32* M40	PG21 *PG29* PG36		12	12	23	700 / 500
20	28	28-16	*M25* M32 M40	PG21 PG29 PG36		16	18-16	13	700 / 500

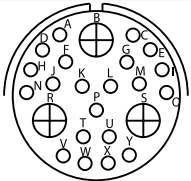
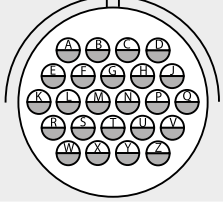
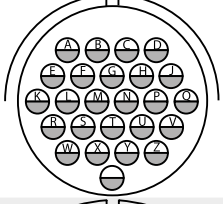
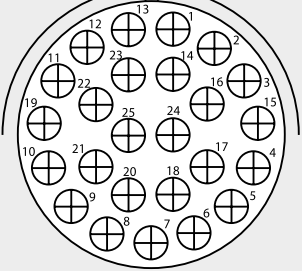
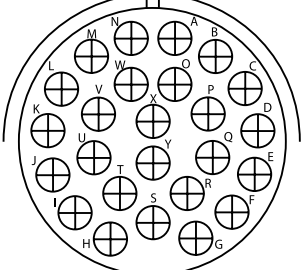
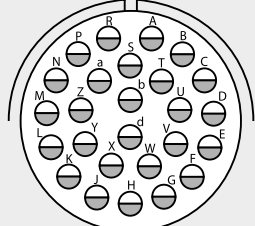
Gewinde = auf Anfrage

Polbilder / Baugrößen / elektrische Daten Polzahlen 22-23

Polzahl	Baugröße	Code XX-XX für Polbild	Code YYY für Schraubadapter		Polbild (Steckseite Stift)	Größe Kontakt	für AWG	Strombelastung A	Spannung max. DC / AC V
			metrisch	Pg					
22	28	28-11	*M25* M32 M40	PG21 PG29 PG36		4x 12 18x 16	12 18-16	23 13	700 / 500
22	32	32A22	*M25* *M32* M40	PG21 *PG29* PG36		12	12	23	700 / 500
22	36	36A22	M40 M50	PG29 *PG36* *PG42*		12	12	23	1.250 / 900
23	32	32-6	*M25* *M32* M40	PG21 *PG29* PG36		2x 4 3x 8 2x 12 16x 16	4 8 12 18-16	80 46 23 13	700 / 500
23	32	32-13	*M25* *M32* M40	PG21 *PG29* PG36		5x 12 18x 16	12 18-16	23 13	1.250 / 900

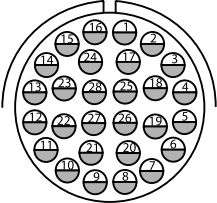
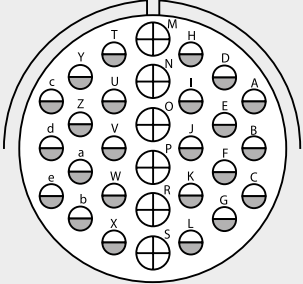
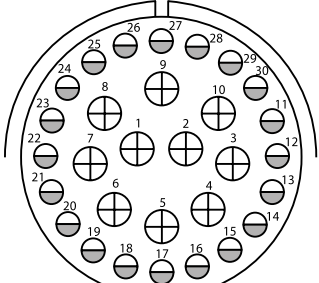
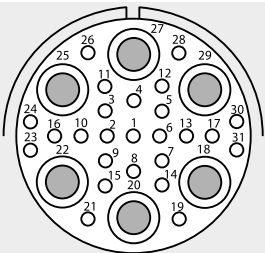
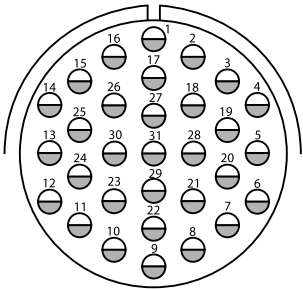
Gewinde = auf Anfrage

Polbilder / Baugrößen / elektrische Daten Polzahlen 24-26

Polzahl	Baugröße	Code XX-XX für Polbild	Code YYY für Schraubadapter		Polbild (Steckseite Stift)	Größe Kontakt	für AWG	Strombelastung A	Spannung max. DC / AC V
			metrisch	Pg					
24	22	22A24	M25 M32	PG21		3x 12 21x 20	12 26-22	23 7,5	700 / 500
24	24	24-28	M20 M25 M32 M40	PG16 PG21 PG29		16	18-16	13	250 / 200
25	24	24A25	M20 M25 M32 M40	PG16 PG21 PG29		16	18-16	13	250 / 200
25	32	32A25	*M25* *M32* M40	PG21 *PG29* PG36		12	12	23	700 / 500
25	32	32B25	*M25* *M32* M40	PG21 *PG29* PG36		12	12	23	700 / 500
26	28	28-12	*M25* M32 M40	PG21 PG29 PG36		16	18-16	13	700 / 500

Gewinde = auf Anfrage

Polbilder / Baugrößen / elektrische Daten Polzahlen 28-31

Polzahl	Baugröße	Code XX-XX für Polbild	Code YYY für Schraubadapter		Polbild (Steckseite Stift)	Größe Kontakt	für AWG	Strombelastung A	Spannung max. DC / AC V
			metrisch	Pg					
28	24	24A28	M20 M25 M32 M40	PG16 PG21 PG29		16	18-16	13	250 / 200
30	32	32-8	*M25* *M32* M40	PG21 *PG29* PG36		6x 12 24x 16	12 18-16	23 13	700 / 500
30	32	32A30	*M25* *M32* M40	PG21 *PG29* PG36		10x 12 20x 16	12 18-16	23 13	700 / 500
31	28	28A31	*M25* M32 M40	PG21 PG29 PG36		6x 8 25x 20	8 26-22	46 7,5	700 / 500
31	32	32-31	*M25* *M32* M40	PG21 *PG29* PG36		16	18-16	13	700 / 500

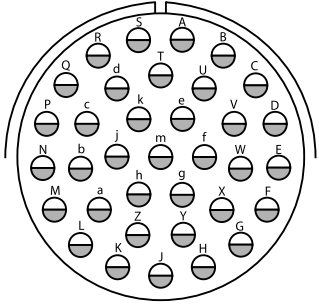
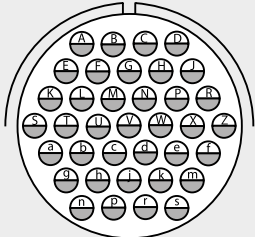
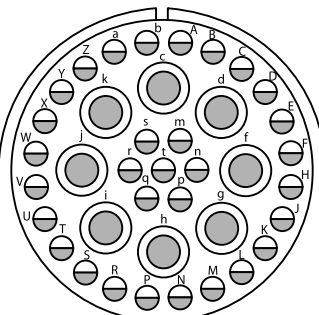
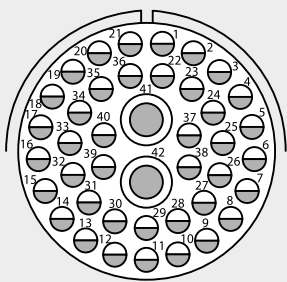
Gewinde = auf Anfrage

Polbilder / Baugrößen / elektrische Daten Polzahlen 31-35

Polzahl	Baugröße	Code XX-XX für Polbild	Code YYY für Schraubadapter		Polbild (Steckseite Stift)	Größe Kontakt	für AWG	Strombelastung A	Spannung max. DC / AC V
			metrisch	Pg					
31	36	36-9	M40 M50	PG29 *PG36* *PG42*		1x 4 2x 8 14x 12 14x 16	4 8 12 18-16	80 46 23 13	700 / 500
34	32	32A34	*M25* *M32* M40	PG21 *PG29* PG36		3x 8 4x 12 27x 18	8 12 26-20	46 23 7,5	250 / 200; 700 / 500 = 1,2,3,4
35	28	28-15	*M25* M32 M40	PG21 PG29 PG36		16	18-16	13	700 / 500
35	28	28A35	*M25* M32 M40	PG21 PG29 PG36		16	18-16	13	700 / 500
35	32	32-7	*M25* *M32* M40	PG21 *PG29* PG36		7x 12 28x 16	12 18-16	23 13	700 / 500; 250 / 200 = A,B,h,j

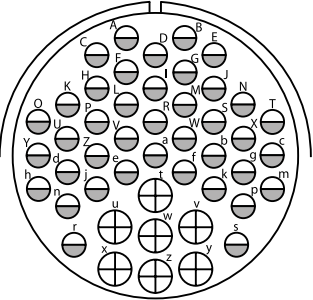
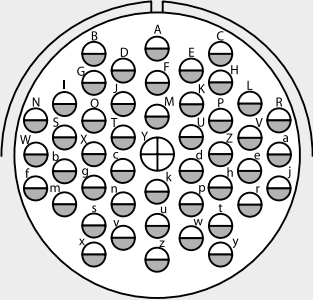
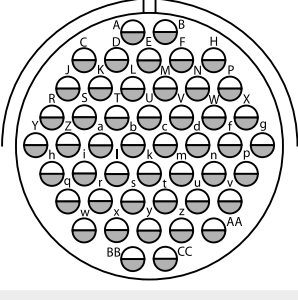
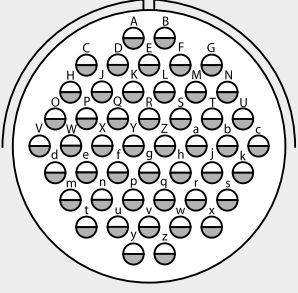
Gewinde = auf Anfrage

Polbilder / Baugrößen / elektrische Daten Polzahlen 35-42

Polzahl	Baugröße	Code XX-XX für Polbild	Code YYY für Schraubadapter		Polbild (Steckseite Stift)	Größe Kontakt	für AWG	Strombelastung A	Spannung max. DC / AC V
			metrisch	Pg					
35	36	36-15	M40 M50	PG29 *PG36* *PG42*		16	18-16	13	700 / 500; 1.250 / 900 = M
37	28	28-21	*M25* M32 M40	PG21 PG29 PG36		16	18-16	13	700 / 500
39	36	36B39	M40 M50	PG29 *PG36* *PG42*		8x 8 31x 16	8 18-16	46 13	700 / 500
42	32	32-59	*M25* *M32* M40	PG21 *PG29* PG36		2x 8 40x 16	8 18-16	46 13	700 / 500

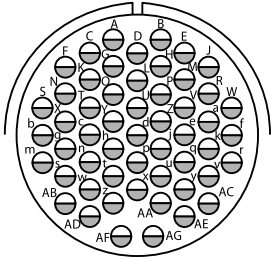
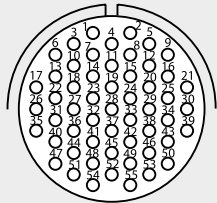
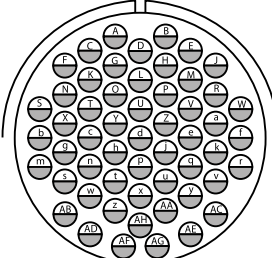
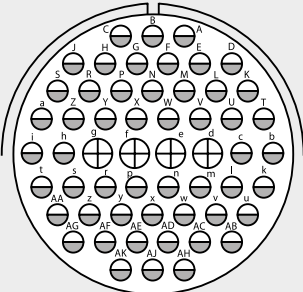
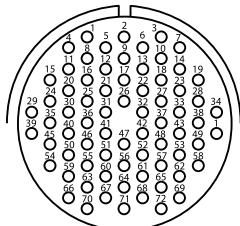
Gewinde = auf Anfrage

Polbilder / Baugrößen / elektrische Daten Polzahlen 47-48

Polzahl	Baugröße	Code XX-XX für Polbild	Code YYY für Schraubadapter		Polbild (Steckseite Stift)	Größe Kontakt	für AWG	Strombelastung A	Spannung max. DC / AC V
			metrisch	Pg					
47	36	36-7	M40 M50	PG29 *PG36* *PG42*		7x 12 40x 16	12 18-16	23 13	700 / 500
47	36	36-8	M40 M50	PG29 *PG36* *PG42*		1x 12 46x 16	12 18-16	23 13	700 / 500
48	32	32A48	*M25* *M32* M40	PG21 *PG29* PG36		16	18-16	13	250 / 200
48	36	36-10	M40 M50	PG29 *PG36* *PG42*		16	18-16	13	700 / 500

Gewinde = auf Anfrage

Polbilder / Baugrößen / elektrische Daten Polzahlen 54-72

Polzahl	Baugröße	Code XX-XX für Polbild	Code YYY für Schraubadapter		Polbild (Steckseite Stift)	Größe Kontakt	für AWG	Strombelastung A	Spannung max. DC / AC V
			metrisch	Pg					
54	32	32-22	*M25* *M32* M40	PG21 *PG29* PG36		16	18-16	13	700 / 500
55	24	24A55	M20 M25 M32 M40	PG16 PG21 PG29		20	26-22	7,5	250 / 200
55	32	32A55	*M25* *M32* M40	PG21 *PG29* PG36		16	18-16	13	700 / 500
56	36	36-66	M40 M50	PG29 *PG36* *PG42*		4x 12 52x 16	12 18-16	23 13	700 / 500
72	28	28-72	*M25* M32 M40	PG21 PG29 PG36		20	26-22	7,5	250 / 200

Gewinde = auf Anfrage