













Buskabel

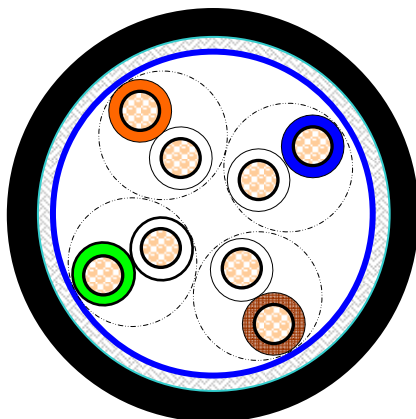
Kabelbezeichnung	Farbkennung	Leiter	Mantel		
			Ø mm	Werkstoff	Farbton
Buskabel • Industrial Ethernet • Cat 5e • 4-Pair • Feste Installation					
STL 468					
	Weiß-Blau/Blau Weiß-Orange/Orange Weiß-Grün/Grün Weiß-Braun/Braun	4x2x24 AWG massiv	6,6	PVC, geschirmt	Schwarz
					
STL 469					
	Weiß-Blau/Blau Weiß-Orange/Orange Weiß-Grün/Grün Weiß-Braun/Braun	4x2x24 AWG massiv	6,6	FRNC, geschirmt, halogenfrei	Schwarz
					
STL 470					
	Weiß-Blau/Blau Weiß-Orange/Orange Weiß-Grün/Grün Weiß-Braun/Braun	4x2x24 AWG massiv	6,6	PUR, geschirmt, halogenfrei	Schwarz
					
Buskabel • Industrial Ethernet • Cat 5e • 4-Pair • Bewegliche Installation					
STL 471					
	Weiß-Blau/Blau Weiß-Orange/Orange Weiß-Grün/Grün Weiß-Braun/Braun	4x2x26 AWG (7xØ 0,16 mm)	6,5	PVC, geschirmt	Schwarz
					
STL 472					
	Weiß-Blau/Blau Weiß-Orange/Orange Weiß-Grün/Grün Weiß-Braun/Braun	4x2x26 AWG (7xØ 0,16 mm)	6,5	FRNC, geschirmt, halogenfrei	Schwarz
					
STL 473					
	Weiß-Blau/Blau Weiß-Orange/Orange Weiß-Grün/Grün Weiß-Braun/Braun	4x2x26 AWG (7xØ 0,16 mm)	6,5	PUR, geschirmt, halogenfrei	Schwarz
					

TECHNICAL DATASHEET	code	74002PU
	version	1
	date	2009-04-02
4 PR CAT5E SF/UTP PATCH 26AWG PUR	page	1/3

STANDARDS

- ISO/IEC 11801 2nd edition (September 2002) and ISO/IEC 24702
- EN 50173 – 1 (November 2002).
- TIA/EIA-568-B.2 (May 2001).

CABLE CONSTRUCTION



Conductor:

Material Stranded PACW
Construction 7X0.16 mm (26 AWG)

Insulation:

Material PP solid
Diameter 0.98 mm +/- 0.05

Pair

Pair 2 twisted insulated conductors
Number of pairs 4, all twisted together Left hand lay.
Colour code pair 1 White / Blue & Blue
Colour code pair 2 White / Orange & Orange
Colour code pair 3 White / Green & Green
Colour code pair 4 White / Brown & Brown

Tape (optional)

Material Polyester tape

Foil-Screen

Material Aluminium/Polyester (Al side outside)

Braided Screen:

Material tinned copper
Coverage >80%

Sheath:

Material PUR Flame-retardant and Halogen-free
Diameter 6.5 +/- 0.2 mm
Colour Black



TECHNICAL DATASHEET	code	74002PU
	version	1
	date	2009-04-02
4 PR CAT5E SF/UTP PATCH 26AWG PUR	page	2/3

ELECTRICAL CHARACTERISTICS

Low frequency and D.C.

D.C. resistance conductor	< 145 Ω/km
Resistance unbalance	< 2 %
D.C. insulation resistance	> 5000 MΩ.km
Dielectric strength cond. – cond. (2 sec.)	2.5 kV D.C.
Mutual capacitance	< 56 nF/km
Capacitance unbalance	< 1600 pF/km

High frequency

Velocity of propagation @ 4 – 100 MHz	≥ 0.6 c
Skew @ 1 – 100 MHz	≤ 40 ns/100m
Propagation delay @ 1 – 100 MHz	≤ 534 + 36/Vf ns/100m
Mean characteristic impedance (Zcm) @ 100 MHz	100 ± 5 Ω
Input impedance 1-100MHz	100 ± 15 Ω

Frequency	Insertion loss dB/100m (max)	NEXT (dB)	PSNEXT (dB)	ELFEXT (dB)	PS ELFEXT (dB)	Return Loss (dB)
0.772	-	67	64			19.4
1	3.2	65.3	62.3	63.8	60.8	20
4	6.0	56.3	53.3	51.8	48.8	23
10	9.5	50.3	47.3	43.8	40.8	25
16	12.1	47.2	44.2	39.7	36.7	25
20	13.6	45.8	42.8	37.8	34.8	25
25	15.3	44.3	41.3	35.8	32.8	24.3
31.25	17.1	42.9	39.9	33.9	40.9	23.6
62.5	24.8	38.3	35.4	27.9	24.9	21.5
100	32	35.3	32.3	23.8	20.8	20.1

MECHANICAL CHARACTERISTICS

Elongation at break conductor	≥ 10 %
Elongation at break insulation	≥ 100 %
Elongation at break sheath	≥ 100 %
Tensile strength sheath	≥15 Mpa

ENVIRONMENTAL AND OVERALL CHARACTERISTICS

Maximum operating voltage	450 V D.C. and 300 V A.C.
Maximum continuous current per conductor (@25°C)	1.0 A rms
Halogenfree acc to	IEC 60754-2
Oil resistant acc	IEC 60811-2-1



TECHNICAL DATASHEET	code	74002PU
	version	1
	date	2009-04-02
4 PR CAT5E SF/UTP PATCH 26AWG PUR	page	3/3

Maximum pulling tension	80 N
Minimum setting/bending radius	35/70 mm
Temperature range during installation	0 / +50 °C
Temperature range during operation	-40 / +80 °C
Flame propagation	FT-2
UL	AWM 20549



Belden CDT believes this product to be in compliance with the environmental regulations EU RoHS (Directive 2002/95/EC, 27 January 2003); this is valid for all material produced after the RoHS compliant date for this product.