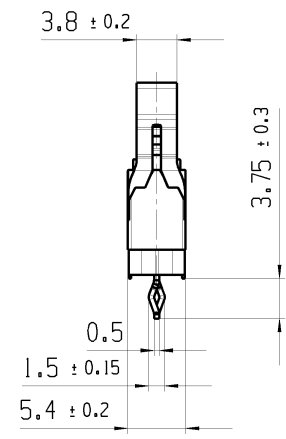
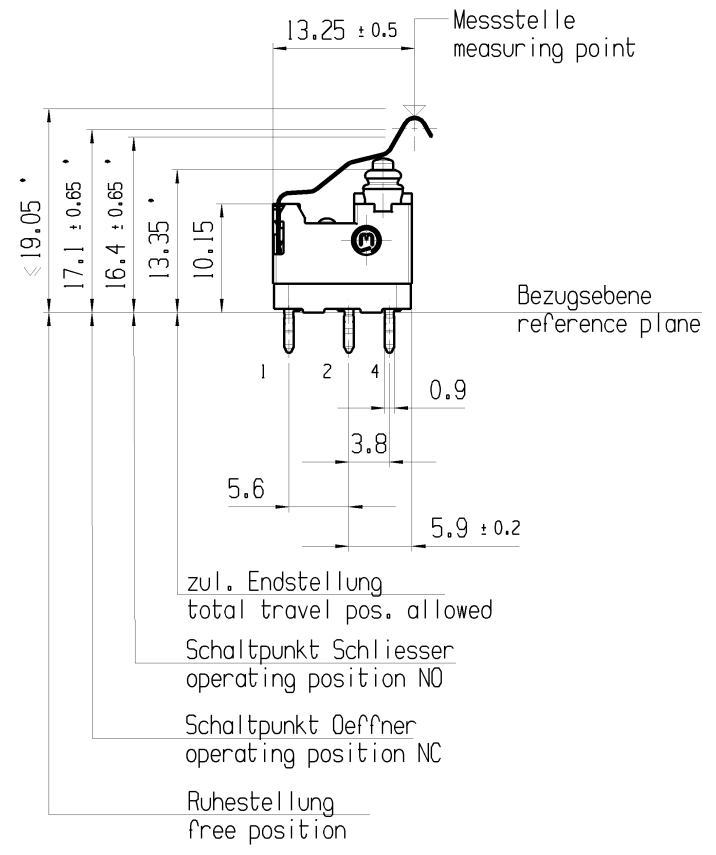


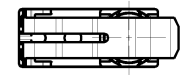
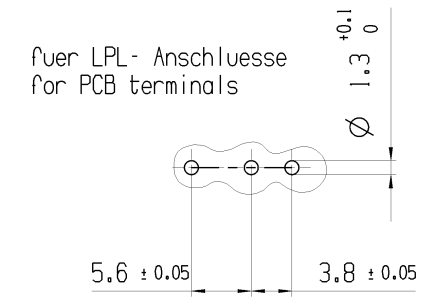
THIS DRAWING IS THE EXCLUSIVE PROPERTY OF MARQUARDT. WITHOUT THEIR CONSENT IT MAY NOT BE REPRODUCED OR GIVEN TO THIRD PARTIES.

VERTRAULICH CONFIDENTIAL

Alle Rechte bei Marquardt, auch fuer den Fall von Schutzbereichsuebergangen. Jede hierfuebergangsbehaftete, wie Kopier- und Weitergaberecht, bei uns.



Empfohlenes Lochbild recommended hole pattern



Aufschrift marking

Herstell datum: Date of production:

Jahr year, Woche week, Tag day, Stunde hour

XXXXXXXX  
XXXXXXXXXX  
XXXXXX

Produktnummer product code

Kennung: Interne Kenning der Fertigungsstation  
Nicht zwingend vorhanden  
Marking: Internal marking production station  
Not always existent

Wechsler 1-polig mit Schleifkontakten  
single pole change over with sliding contacts

Schaltbetaetigungskraft Schliesser < 2.2 N  
actuating force NO

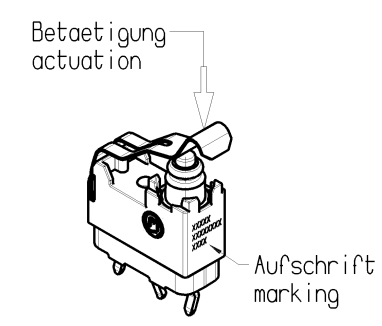
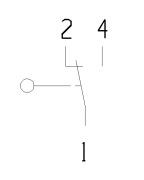
Rueckstellkraft Schliesser ≥ 0.5 N  
release force NO

Durchgangswiderstand < 500 mΩ  
contact resistance

Kontakte vergoldet  
contacts gold

Schutzart nach EN 60529 IP 67  
protection according to EN 60529 IP 67

\*gemessen von der Bezugsebene  
measured from thereference plane



				1065.7100-01				
				Art.-P1 ITEM-P1				
fuer Form und Lage FOR SHAPE AND LOC.	Allgemeintoleranzen UNTOLERANCED DIMENSIONS			Pause COPY	Blatt SHEET 01	TYP K	Zeichn./DRAWING NO. 10657100	Index c
	PROJEKTION	Abmasse und Nennmassbereiche Angaben in mm	Laenge LENGTH	Radien RADI	Original Din A2	Massstab SCALE 2:1	MIKRO-SIGNALSCHALT.	
fuer Winkel FOR ANGLE	± 2	ALL DIMENSIONS ARE IN MILLIMETRES	0-6 ± 0.1 ± 0.2 6-15 ± 0.15 ± 0.3 15-30 ± 0.2 ± 0.5 30-70 ± 0.3 70-120 ± 0.4 120-200 ± 0.8	± 10%	0 10 20 30mm		micro signal switch	
c	64814	12.10.09	GR		CAD: NX V4.0			
b	61580	04.12.08	SB		gez./DRAWN BY 07.12.07	GR		
a	57523	21.04.08	SB		gepr./CHECKED BY			
	54163	23.01.08	GR		Ersatz fuer/REPLACEMENT OF			
Ausg. ISSUE	Aenderung REVISION	gez. DRAWN BY		Ausg. ISSUE	Aenderung REVISION	gez. DRAWN BY	MARQUARDT	